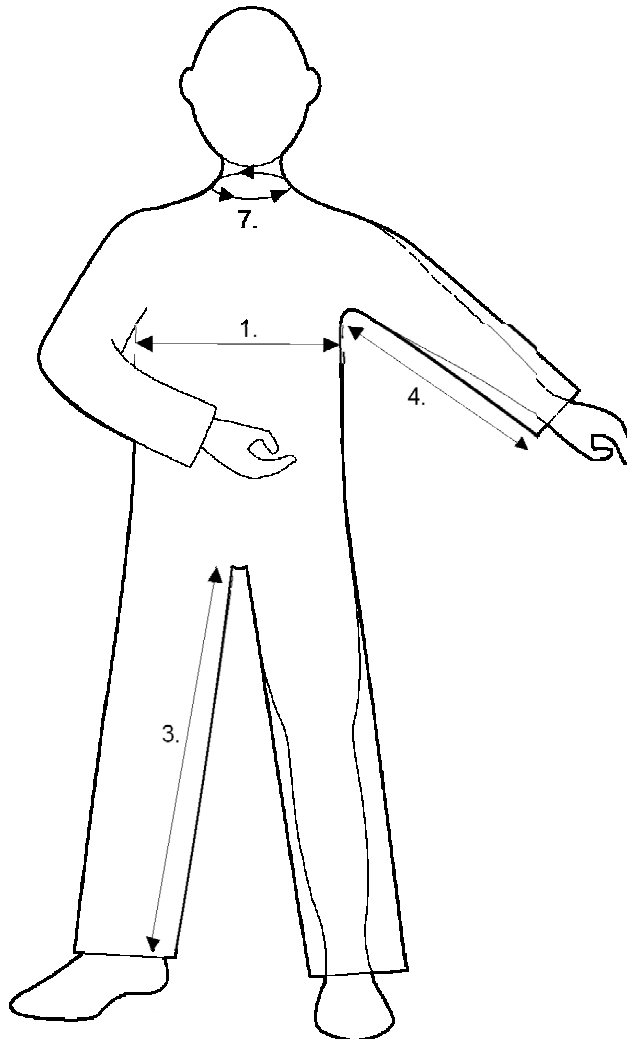


# Alpha Solway – Standard Product Size Chart

## Boilersuit

3rd May 2011

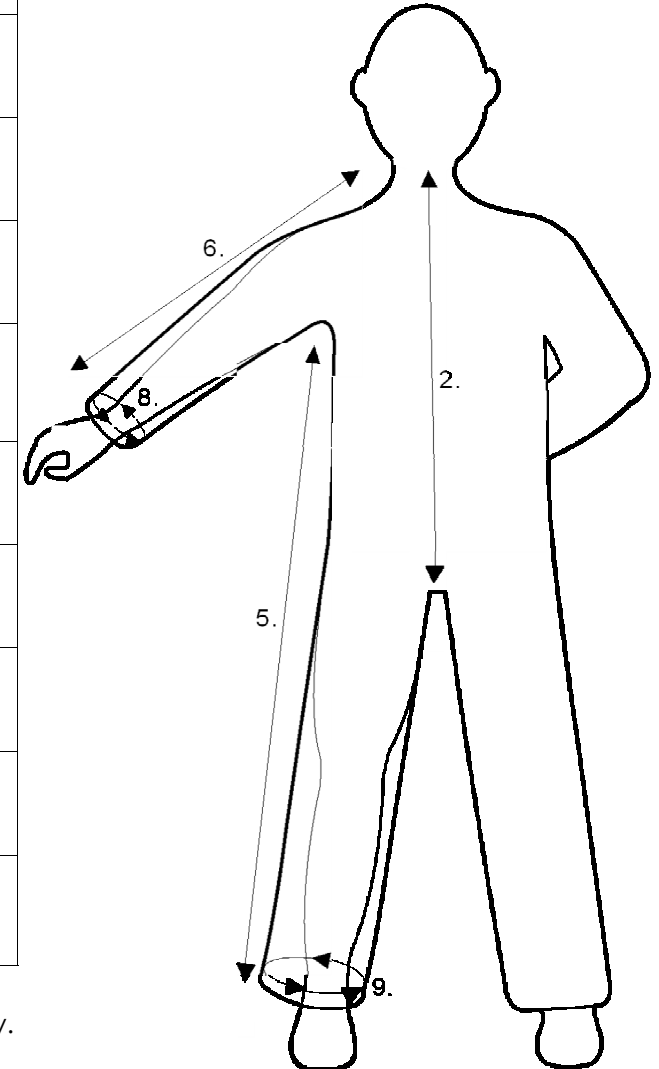
Front View



	Size	X/Small
1.	Chest Measurement (Finished Garment)	108cm
2.	Centre Back Neck To Crotch	98cm
3.	Inside Leg	64.5cm
4.	Underarm	50.5cm
5.	Side (Underarm To Hem)	117cm
6.	Top Sleeve (Neck To Cuff)	77cm
7.	Neck Circumference	55.5cm
8.	Sleeve (Cuff) Circumference	33.5cm
9.	Leg (Ankle) Circumference	52.5cm

The Above Measurements Are For Guidance Only.

Back View

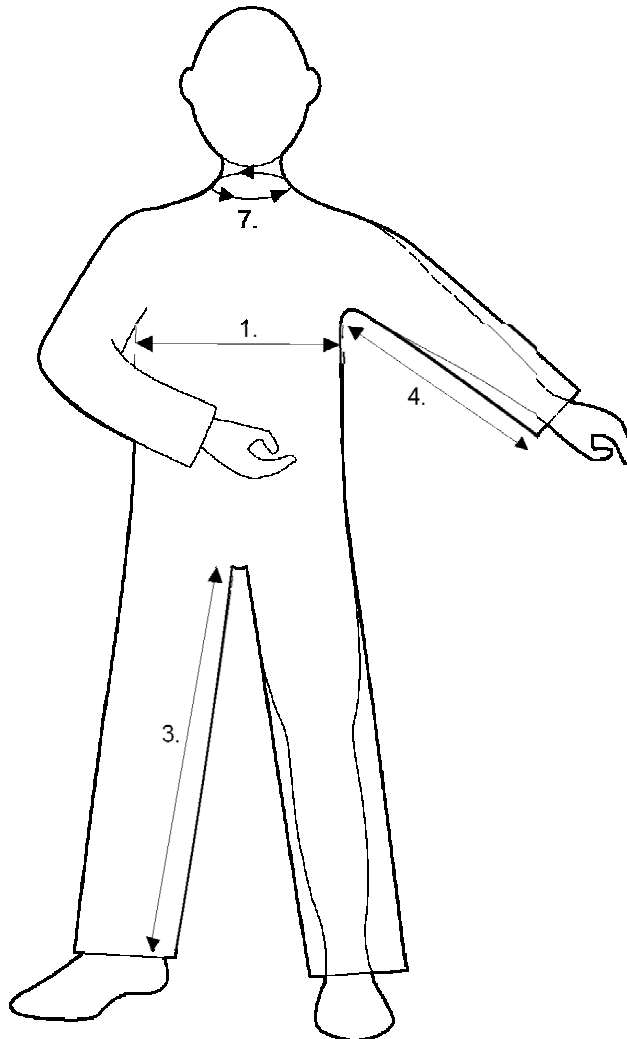


# Alpha Solway – Standard Product Size Chart

## Boilersuit

3rd May 2011

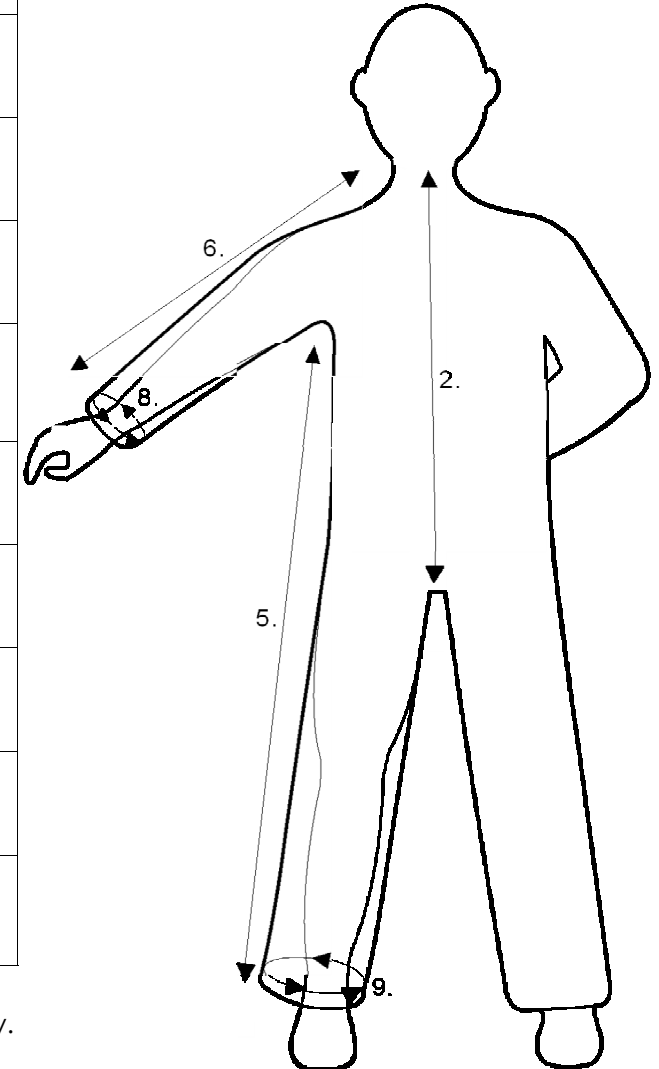
Front View



	Size	Small
1.	Chest Measurement (Finished Garment)	114.5cm
2.	Centre Back Neck To Crotch	98cm
3.	Inside Leg	65cm
4.	Underarm	51.5cm
5.	Side (Underarm To Hem)	117cm
6.	Top Sleeve (Neck To Cuff)	78cm
7.	Neck Circumference	54.5cm
8.	Sleeve (Cuff) Circumference	33.5cm
9.	Leg (Ankle) Circumference	53.5cm

The Above Measurements Are For Guidance Only.

Back View

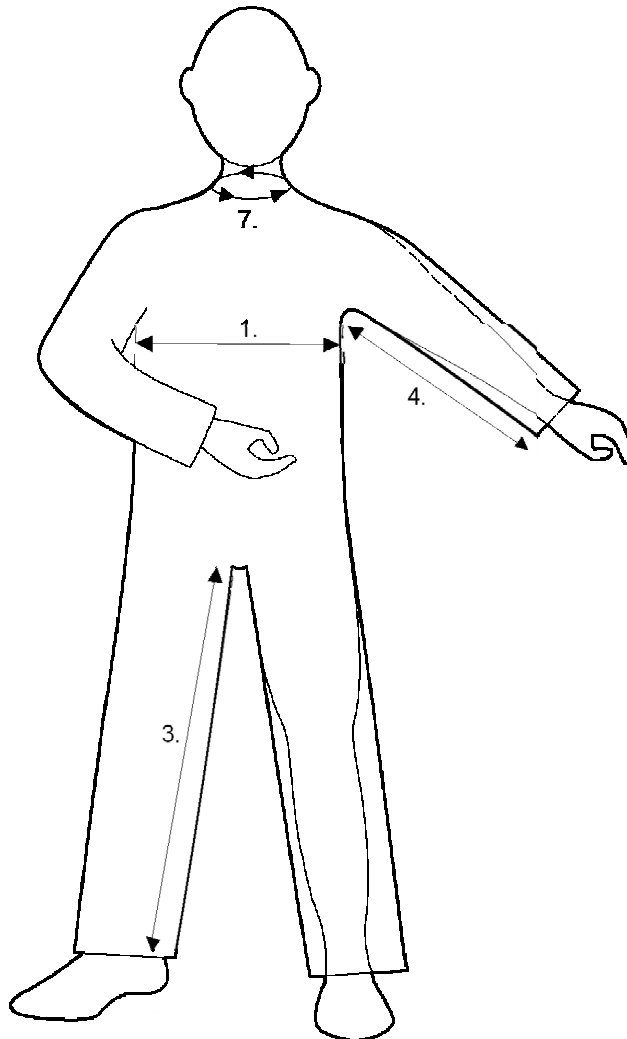


# Alpha Solway – Standard Product Size Chart

## Boilersuit

3rd May 2011

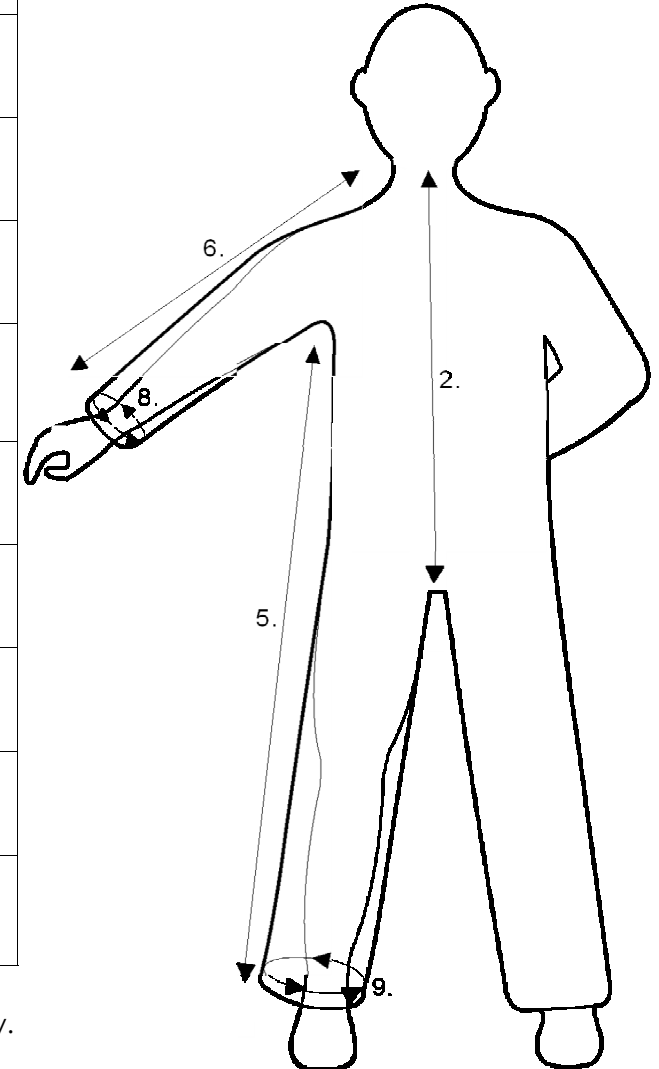
Front View



	Size	Medium
1.	Chest Measurement (Finished Garment)	121cm
2.	Centre Back Neck To Crotch	99cm
3.	Inside Leg	68.5cm
4.	Underarm	51.5cm
5.	Side (Underarm To Hem)	121.5cm
6.	Top Sleeve (Neck To Cuff)	79cm
7.	Neck Circumference	56cm
8.	Sleeve (Cuff) Circumference	33.5cm
9.	Leg (Ankle) Circumference	54.5cm

The Above Measurements Are For Guidance Only.

Back View

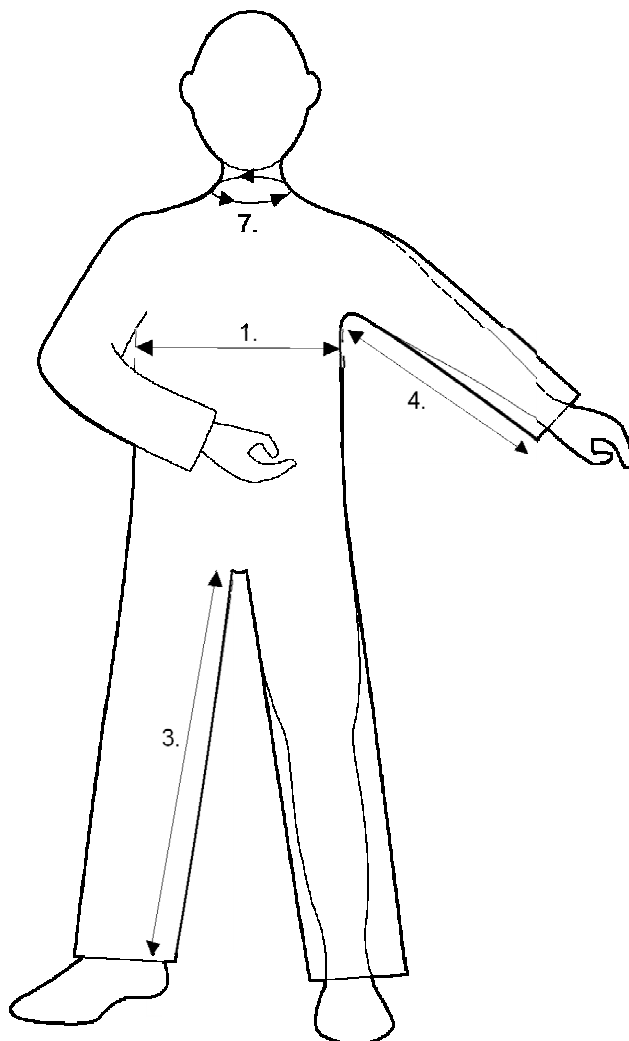


# Alpha Solway – Standard Product Size Chart

## Boilersuit

3rd May 2011

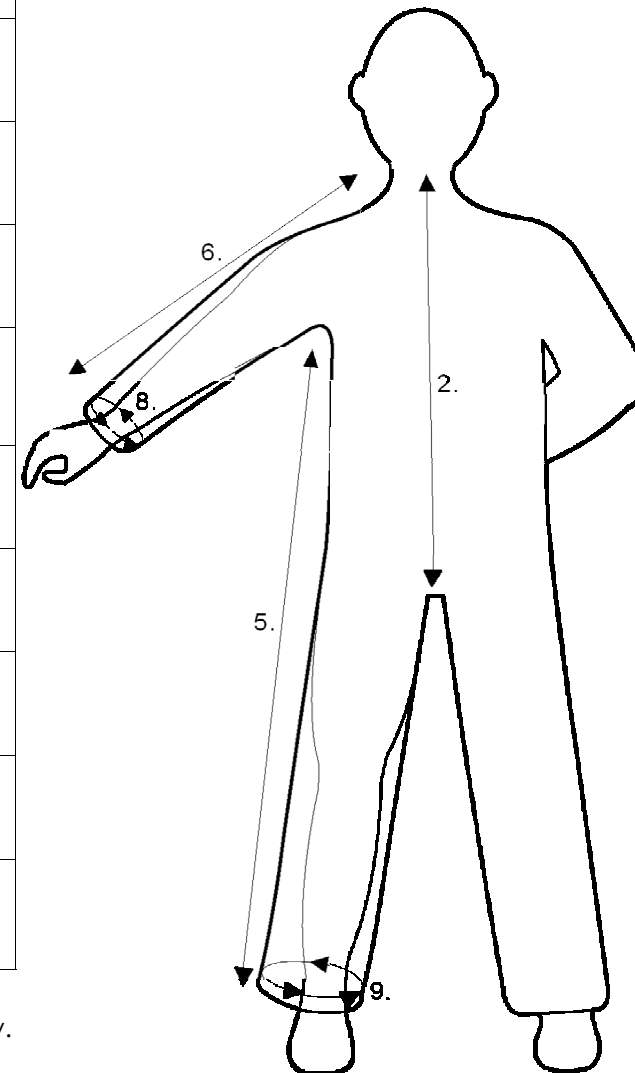
Front View



	Size	Large
1.	Chest Measurement (Finished Garment)	128cm
2.	Centre Back Neck To Crotch	100cm
3.	Inside Leg	72.5cm
4.	Underarm	53cm
5.	Side (Underarm To Hem)	126cm
6.	Top Sleeve (Neck To Cuff)	80.5cm
7.	Neck Circumference	57.5cm
8.	Sleeve (Cuff) Circumference	33.5cm
9.	Leg (Ankle) Circumference	55.5cm

The Above Measurements Are For Guidance Only.

Back View

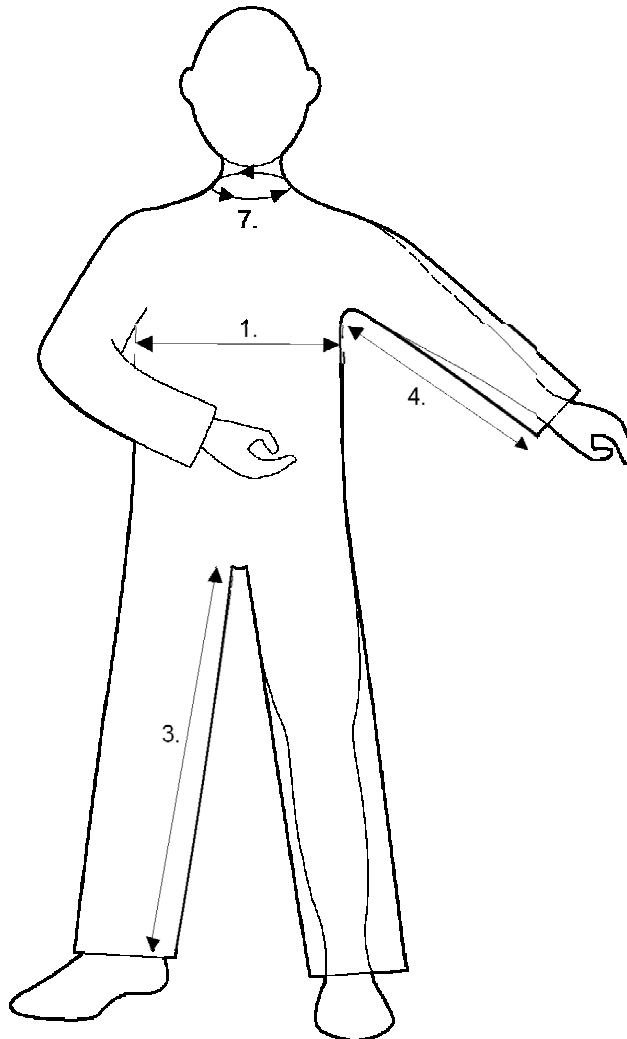


# Alpha Solway – Standard Product Size Chart

## Boilersuit

3rd May 2011

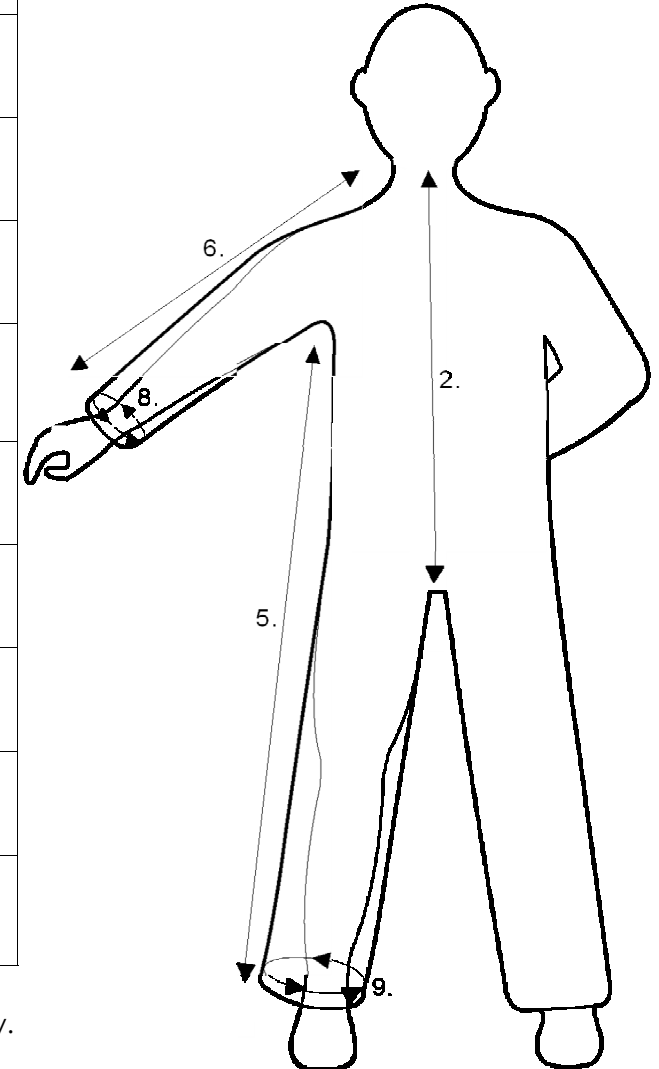
Front View



	Size	X/Large
1.	Chest Measurement (Finished Garment)	135cm
2.	Centre Back Neck To Crotch	101cm
3.	Inside Leg	76cm
4.	Underarm	53cm
5.	Side (Underarm To Hem)	130.5cm
6.	Top Sleeve (Neck To Cuff)	81cm
7.	Neck Circumference	60cm
8.	Sleeve (Cuff) Circumference	33.5cm
9.	Leg (Ankle) Circumference	56.5cm

The Above Measurements Are For Guidance Only.

Back View

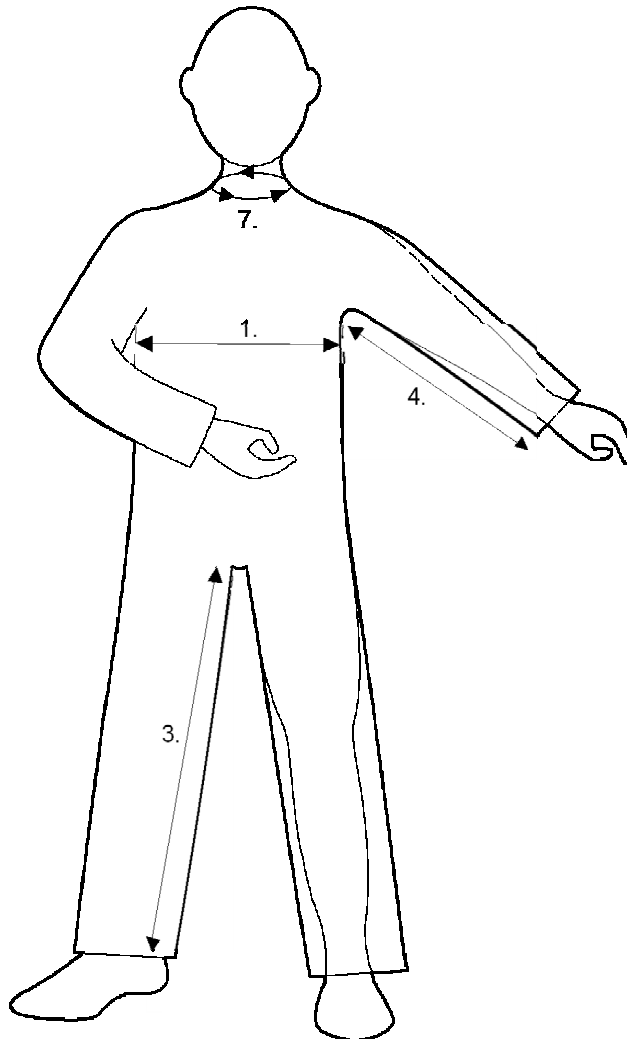


# Alpha Solway – Standard Product Size Chart

## Boilersuit

3rd May 2011

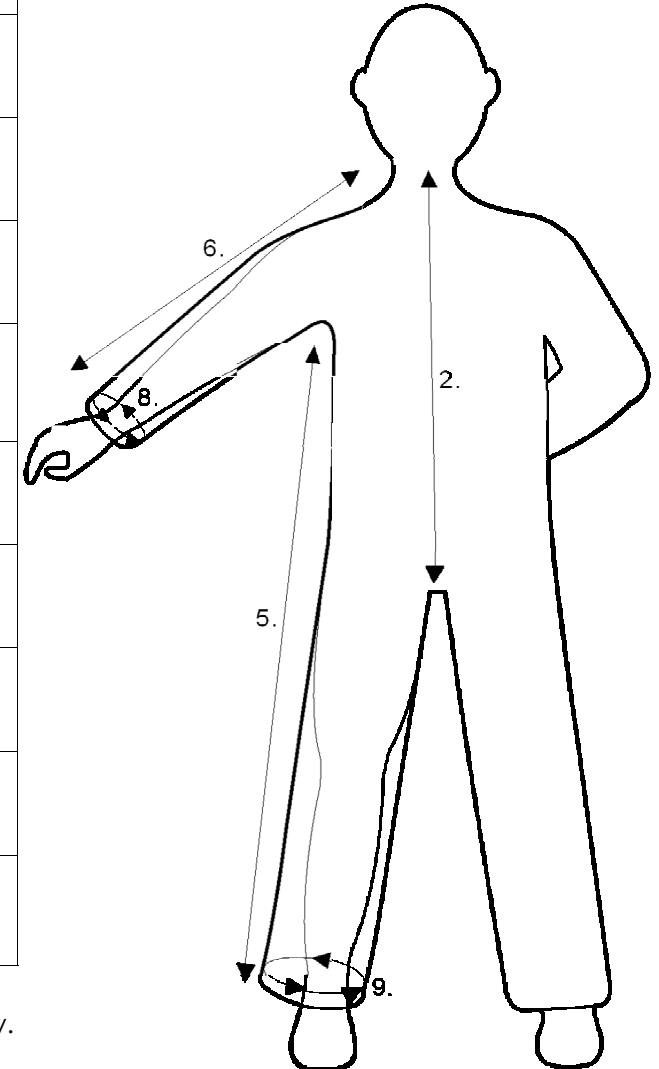
Front View



	Size	XX/Large
1.	Chest Measurement (Finished Garment)	142.5cm
2.	Centre Back Neck To Crotch	101cm
3.	Inside Leg	77.5cm
4.	Underarm	53cm
5.	Side (Underarm To Hem)	130.5cm
6.	Top Sleeve (Neck To Cuff)	81.5cm
7.	Neck Circumference	64cm
8.	Sleeve (Cuff) Circumference	33.5cm
9.	Leg (Ankle) Circumference	57.5cm

The Above Measurements Are For Guidance Only.

Back View

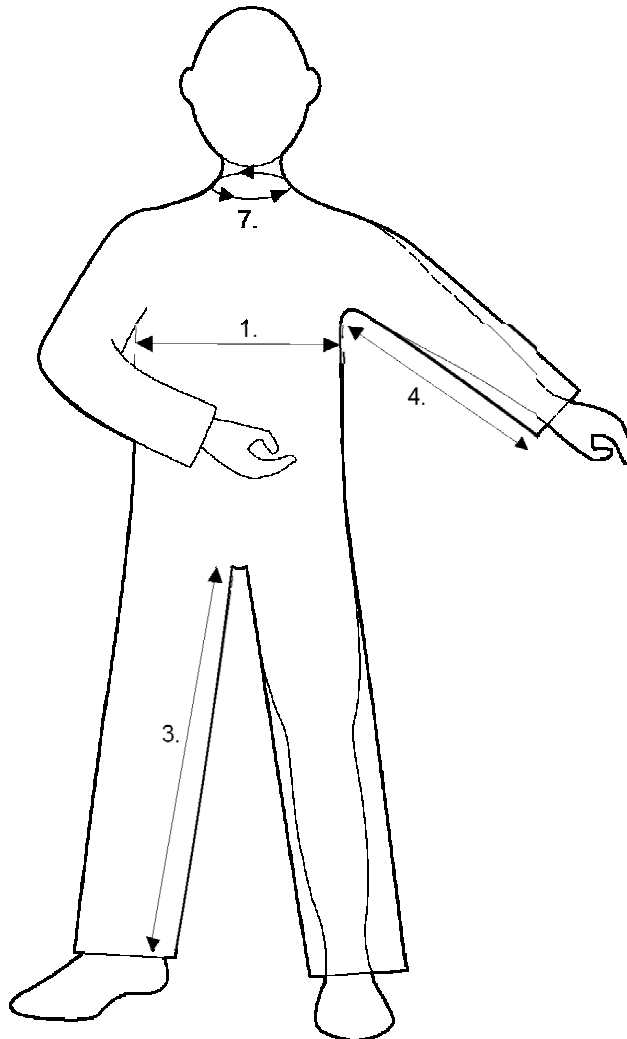


# Alpha Solway – Standard Product Size Chart

## Boilersuit

3rd May 2011

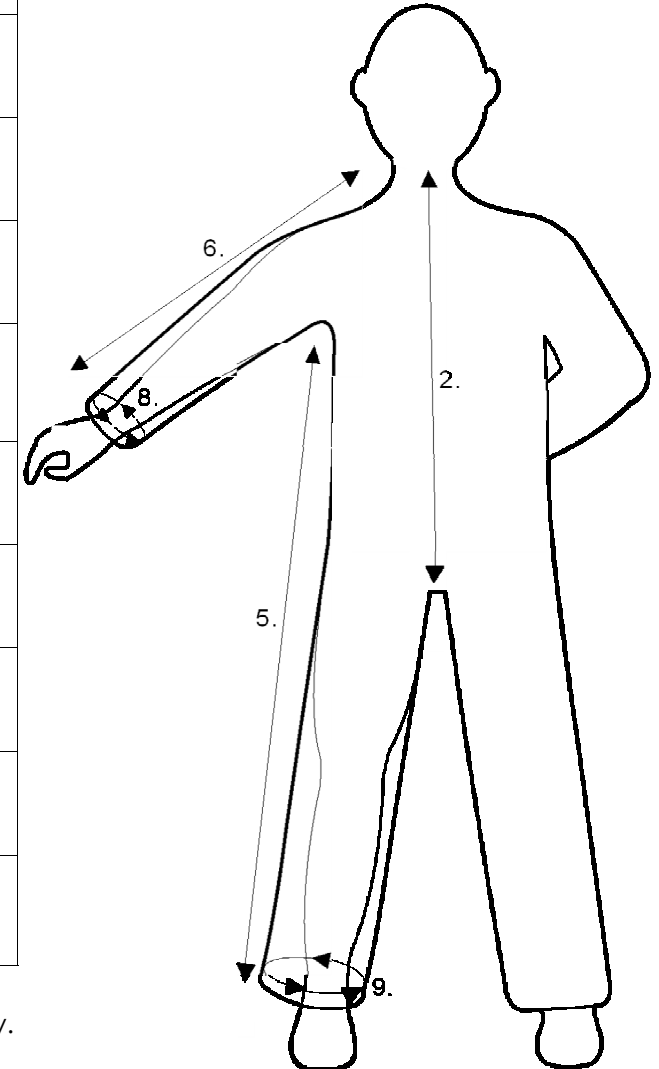
Front View



	Size	XXX/Large
1.	Chest Measurement (Finished Garment)	150cm
2.	Centre Back Neck To Crotch	101cm
3.	Inside Leg	77.5cm
4.	Underarm	53cm
5.	Side (Underarm To Hem)	130.5cm
6.	Top Sleeve (Neck To Cuff)	82cm
7.	Neck Circumference	66cm
8.	Sleeve (Cuff) Circumference	33.5cm
9.	Leg (Ankle) Circumference	58.5cm

The Above Measurements Are For Guidance Only.

Back View

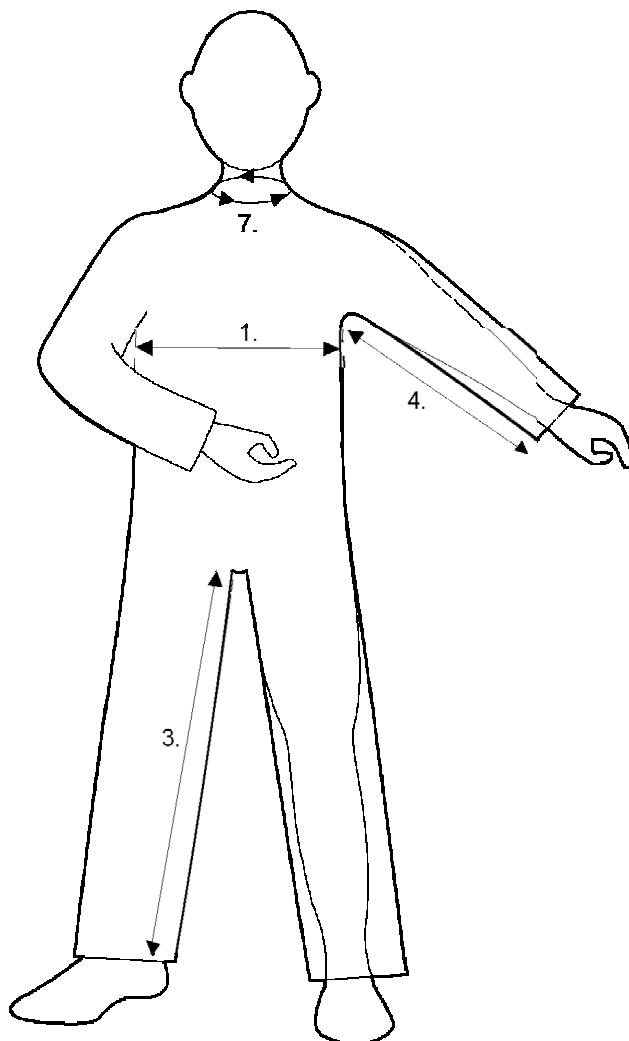


# Alpha Solway – Standard Product Size Chart

## Boilersuit

3rd May 2011

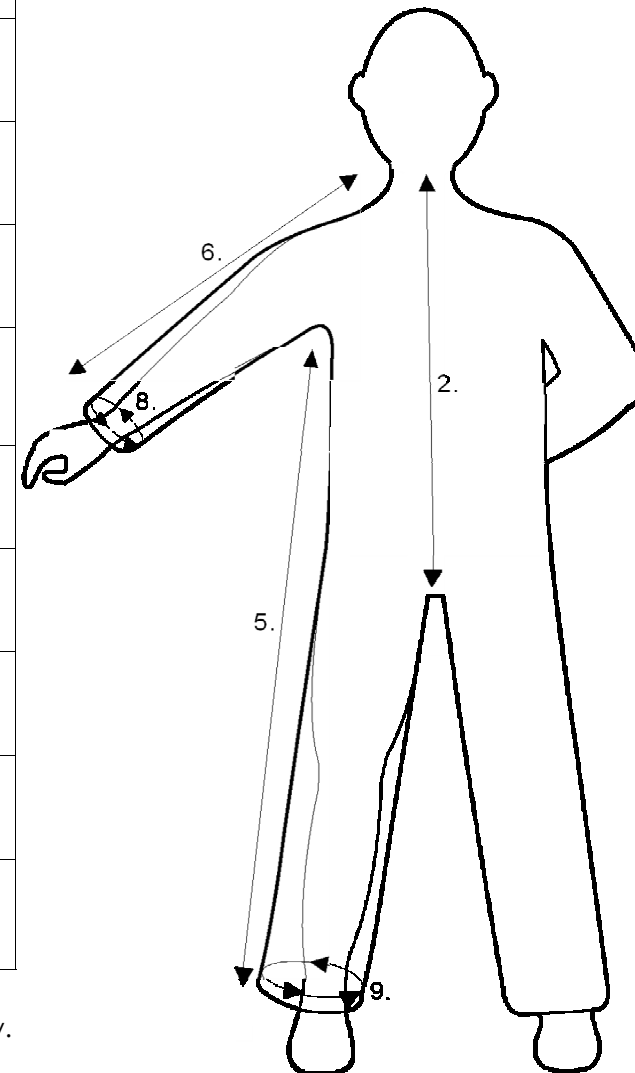
Front View



	Size	XXXX/Large
1.	Chest Measurement (Finished Garment)	157.5cm
2.	Centre Back Neck To Crotch	101cm
3.	Inside Leg	78cm
4.	Underarm	53cm
5.	Side (Underarm To Hem)	130.5cm
6.	Top Sleeve (Neck To Cuff)	82cm
7.	Neck Circumference	68.5cm
8.	Sleeve (Cuff) Circumference	33.5cm
9.	Leg (Ankle) Circumference	59.5cm

The Above Measurements Are For Guidance Only.

Back View



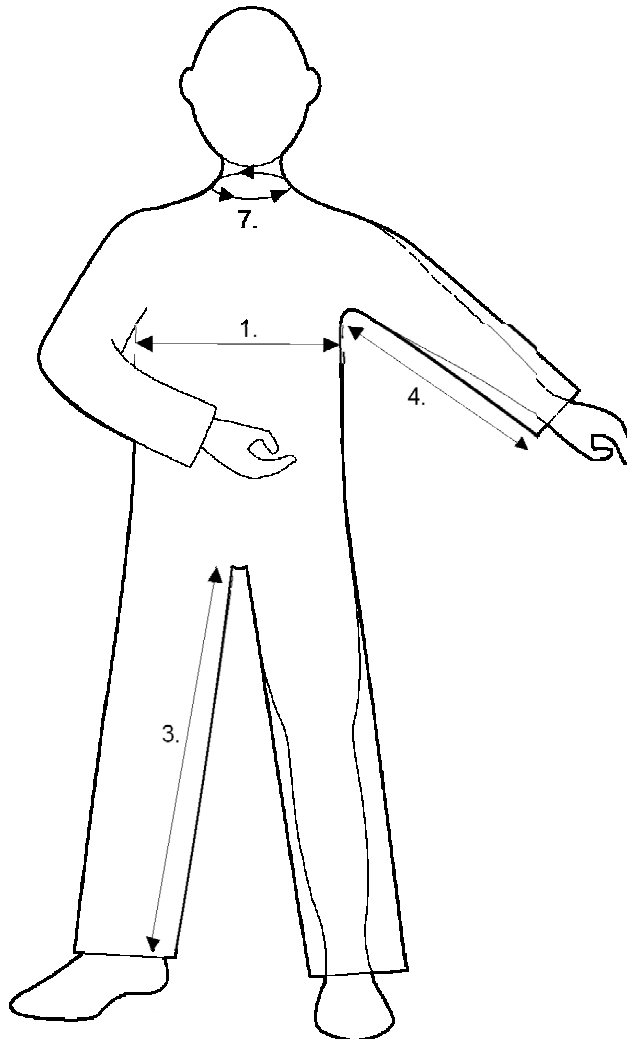


# Alpha Solway – Standard Product Size Chart

## Boilersuit

3rd May 2011

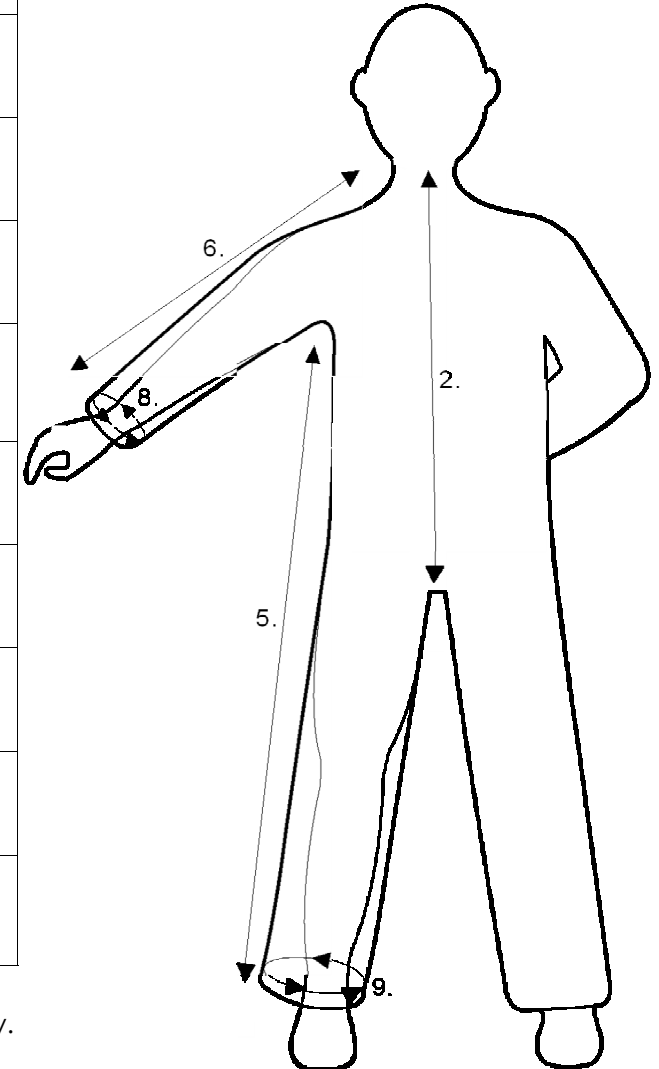
Front View



	Size	5 X/Large
1.	Chest Measurement (Finished Garment)	164.5cm
2.	Centre Back Neck To Crotch	101cm
3.	Inside Leg	78cm
4.	Underarm	53cm
5.	Side (Underarm To Hem)	130.5cm
6.	Top Sleeve (Neck To Cuff)	82.5cm
7.	Neck Circumference	71cm
8.	Sleeve (Cuff) Circumference	33.5cm
9.	Leg (Ankle) Circumference	60.5cm

The Above Measurements Are For Guidance Only.

Back View

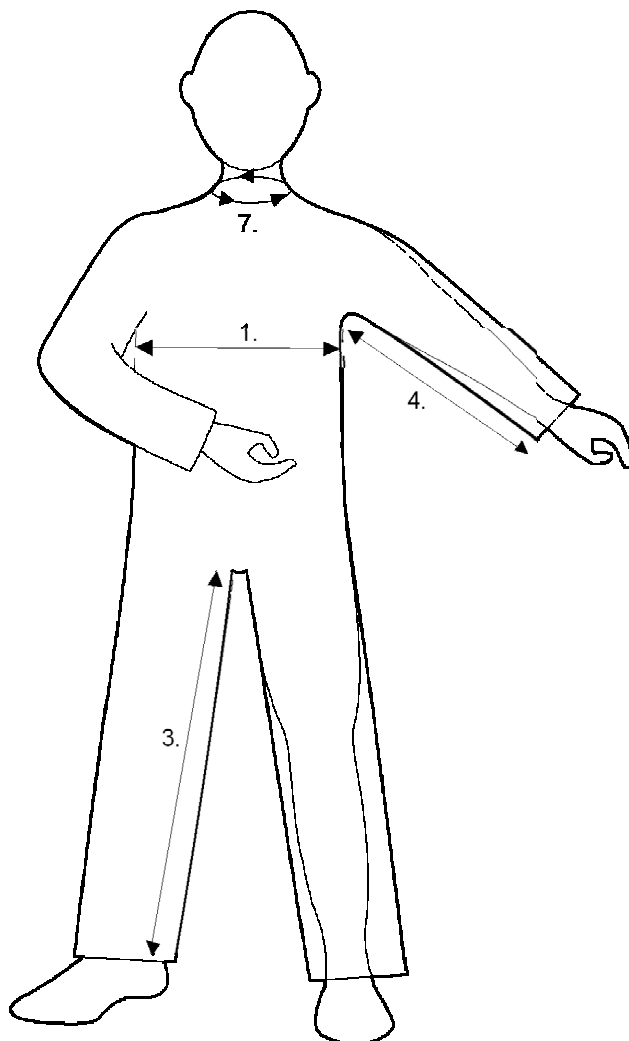


# Alpha Solway – Standard Product Size Chart

## Boilersuit

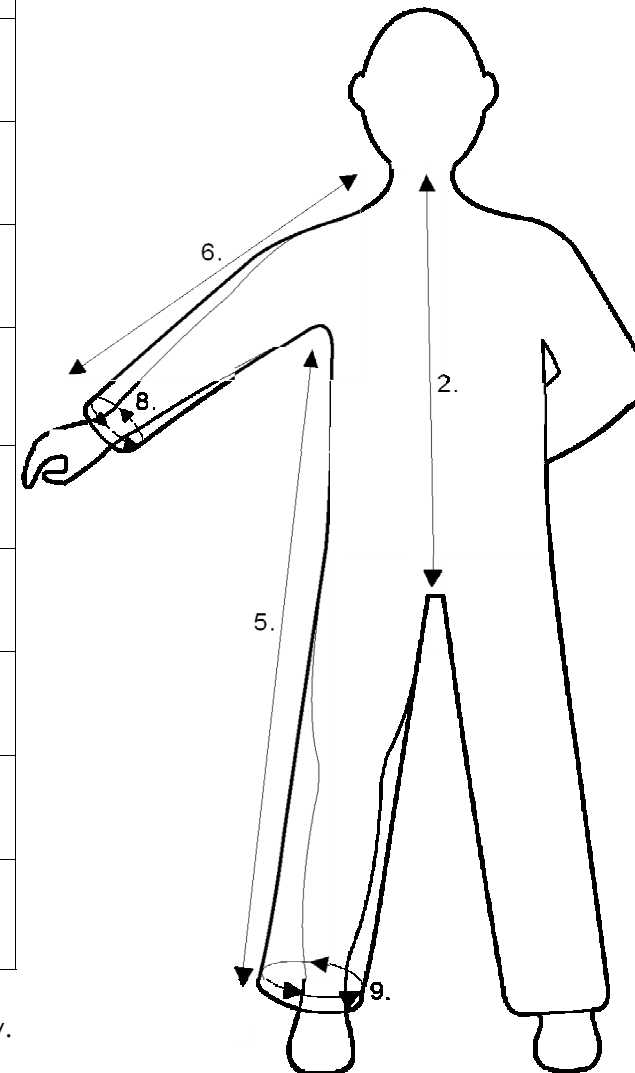
3rd May 2011

Front View



	Size	6X/Large
1.	Chest Measurement (Finished Garment)	172cm
2.	Centre Back Neck To Crotch	101cm
3.	Inside Leg	78.5cm
4.	Underarm	53cm
5.	Side (Underarm To Hem)	130.5cm
6.	Top Sleeve (Neck To Cuff)	83cm
7.	Neck Circumference	73cm
8.	Sleeve (Cuff) Circumference	33.5cm
9.	Leg (Ankle) Circumference	60.5cm

Back View



The Above Measurements Are For Guidance Only.